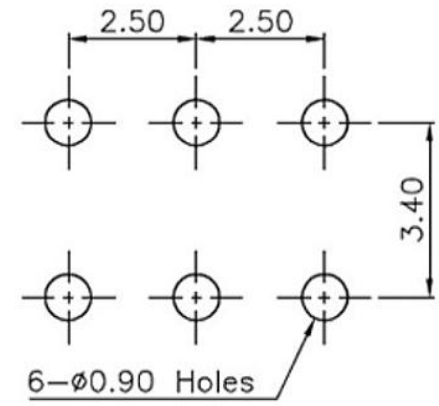
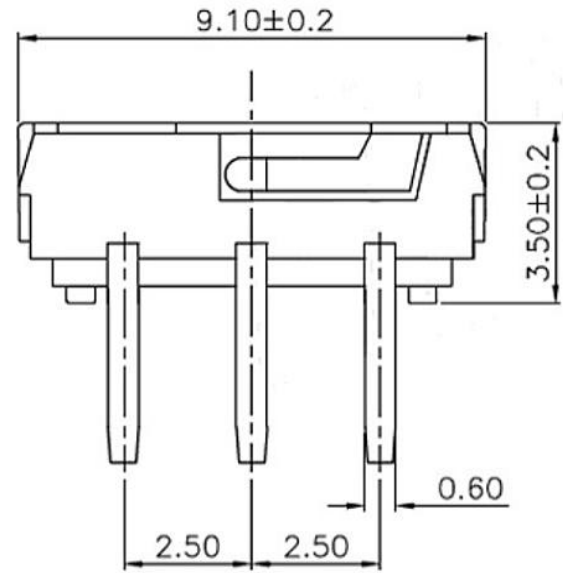
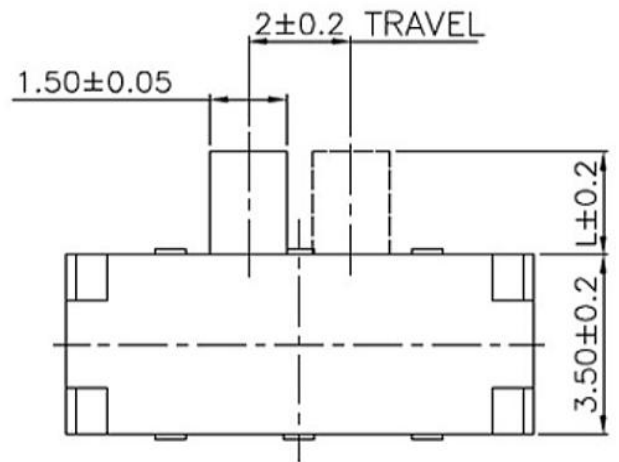
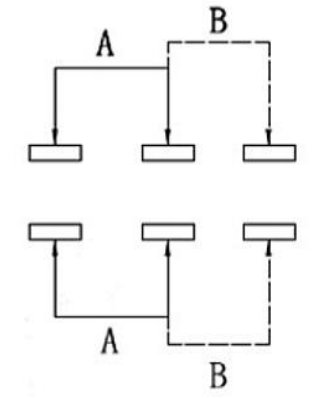
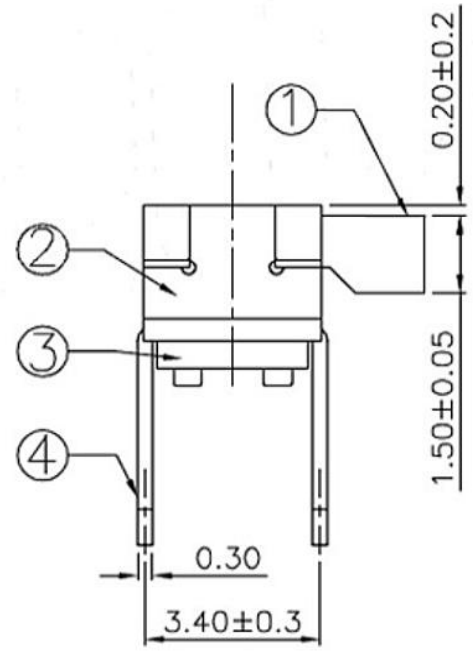


CAD FILE:



PCB Layout(Pattern side)



Circuit Diagram

|     |              |                |      |           |  |       |            |                          |            |            |
|-----|--------------|----------------|------|-----------|--|-------|------------|--------------------------|------------|------------|
| 8   |              |                |      |           | TOLERANCE  |       |            |                          |            |            |
| 7   | STEEL BALL   | STEEL          | 1    | NATURAL   | UNLESS SPECIFIED   |       |            |                          |            |            |
| 6   | SPRING       | STEEL WIRE     | 1    | NATURAL   | WITHIN   | A     | 2012-10-26 | 初版                       |            |            |
| 5   | CONTACT CLIP | PBS STRIP      | 2    | Ag PLATED | OVER   | ISSUE | DATE       | DESCRIPTIONS OF REVISION |            |            |
| 4   | TERMINAL     | BRASS STRIP    | 8    | Ag PLATED | TITLE : SLIDE SWITCH                                       |       |            | UNIT : mm                | DRWG NO.:  |            |
| 3   | BASE         | PHENOLIC RESIN | 1    | NATURAL   | MODEL:   |       |            | SCALE: 3:1               | DWN.       | 2012-10-26 |
| 2   | FRAME        | STEEL STRIP    | 1    | Ni PLATED | <b>東莞市高迪電子有限公司</b><br>DONGGUAN GAODI ELECTRONICS CO., LTD. |       |            | APPD.                    | 2012-10-26 |            |
| 1   | KNOB         | POM            | 1    | BLACK     |  |       |            | APPD.                    |            |            |
| NO. | PARTS        | MATERIALS      | Q'TY | FINISH    |  |       |            |                          |            |            |